



How can I access my social rights (what I am entitled to) online ?

I can view my social rights (what I am entitled to) on the internet with my telephone or a computer

What are my 'social rights'?

The right to **social security** for my health

The right to work, **job centre**

The right to family allowance, **the CAF (family allowance fund)**

Social security is health insurance

If I have been living in France for more than 3 months,

I have the right to social security

Social security will cover my healthcare costs

That means that if I am unwell :

- I do not have to pay the doctor
- I do not have to pay for prescriptions



When I have the right to social security

- I have a **social security number**
- I have a '**carte Vitale**' (a health insurance card)

which shows :

- a photo of me
- my social security number



My social security number is very important

I will need it for all my healthcare documents

I can now access my ameli.fr account and see all my steps

- on the website www.ameli.fr



- on the mobile telephone app

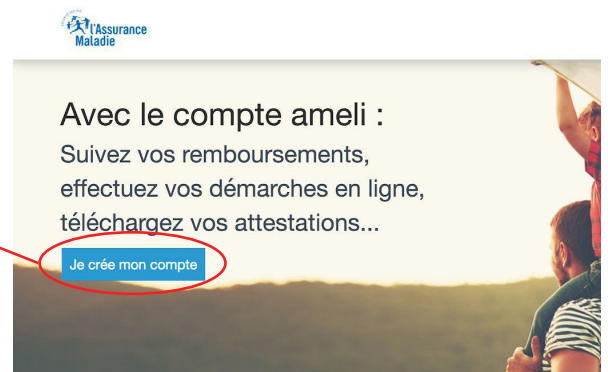


To set up my online account :

- I go to the website www.ameli.fr.
- I click on the pink box **Compte Ameli**

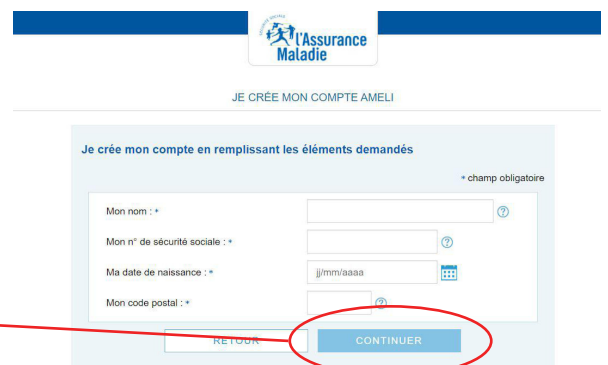


I click on **Je crée mon compte**



A new page will open :

- I write my name
- My social security number
- My date of birth
- My postcode



I click on **continuer**

I can now access **my ameli.fr** account and see all my steps



Pôle emploi

The job centre assists jobseekers in finding work. To receive unemployment benefit, I have to register with the job centre.



I can register on :

- the website www.pole-emploi.fr
- the mobile telephone app

- Setting up my **job centre account** :
- I click on **Connexion** on the home page
- I click on **Candidat**



To look for **job offers**

- I write my first name and surname
- My date of birth
- My address

To register as a jobseeker

- I click on **m'inscrire**; a welcome page will open
- I click on the video to see how to register



The Family Allowance Fund (CAF)

The CAF (Family Allowance Fund) **pays** benefits such as :

- Housing benefit (**APL** : aide personnalisée au logement)
- Income support (**RSA** : aide de Revenu de solidarité active)



In order to receive APL and RSA :

- I have to apply to the CAF
- I have to fill out a file

I can apply on :

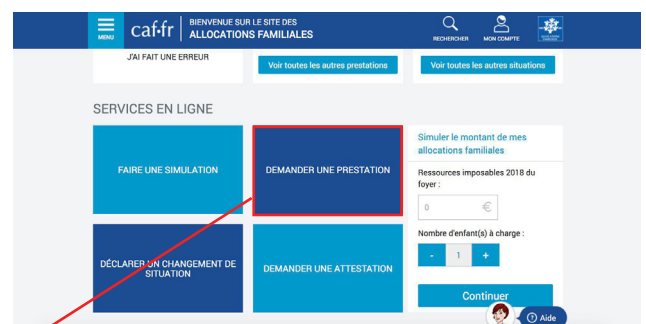
- The website www.caf.fr
- The mobile phone app



I apply on www.caf.fr :

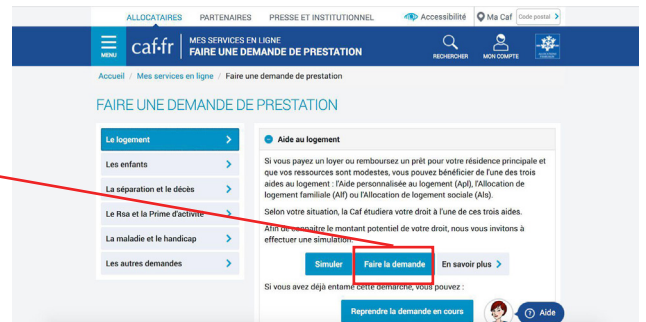
On the homepage of the website

- I go all the way down
- I go to **services en ligne**
- I click on **demandeur une prestation**
- I click on **Cliquez ici**



I choose what to apply for

- I click on my choice
- I click on **Faire la demande**
- I fill out the forms
- I download the forms
- I print the forms
- I send the forms to CAF by post



When I have finished my application, CAF will give me my **welfare number**
To access my **CAF account** online CAF will also give me a personal number and a password.

Taxes

I pay tax if I work in France

To view my information online, I can go to :

- le site impots.gouv.fr
- l'application mobile



impots.gouv.fr
un site de la Direction générale des Finances publiques



To help me to download an app to my telephone
I use the form [Downloading an app](#)