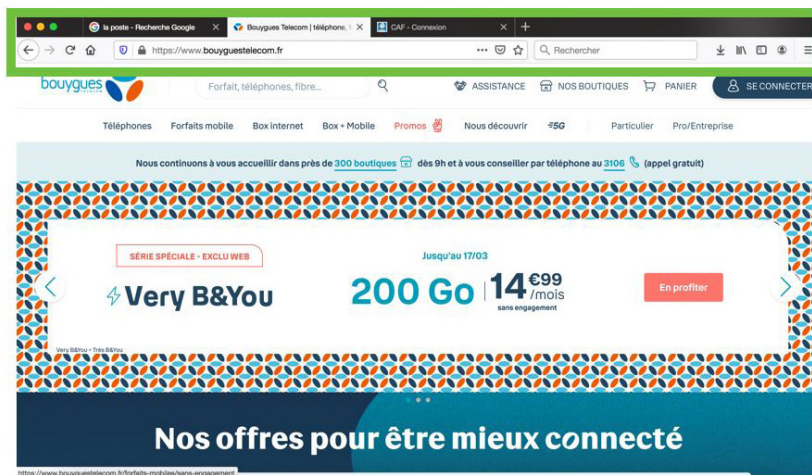


## Finding your way around an internet page

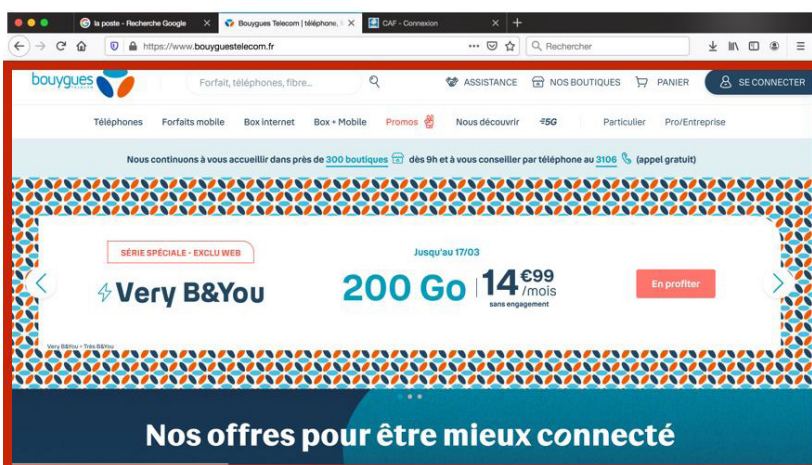
To go onto the internet I need to use a **browser**  
For example, **Google** and **Firefox** are browsers

When I open up an **internet page** there are several parts:

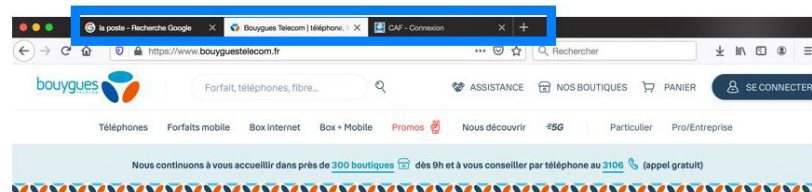
- The browser menu **in green**



- The website **in red**



- The tabs **in blue**




I go onto the internet with a **computer**:

The browser menu **at the top of the screen** always has the same symbols:

On a Windows computer



On a Mac - Apple



- **The cross** closes an internet page



- **The double arrow or the double square** increases or reduces the size of the window



- **The line** hides an internet window without closing it



- At the top of the screen to the left there is also:



- **An arrow pointing towards the left** to go back



- **An arrow pointing towards the right** to go to the next page



- **A rotating arrow** to update the page



## Going onto the internet with my telephone

To go onto the internet with my **telephone**

I use an **app** like

Google



**or**

- Safari



To use my Alcatel Bouygues telephone

I use the helpsheet [Using my Alcatel smartphone](#)