



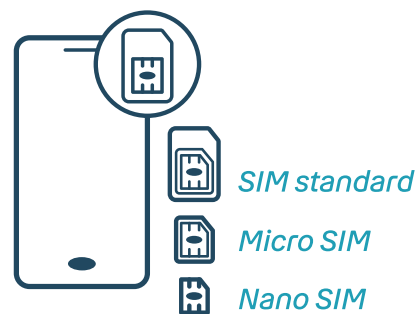
Activating my SIM card to use my smartphone

The SIM card is a smart card
All the information about my phone plan is on my SIM card
I have to put my SIM card in my telephone to activate my SIM card

I check the size of my SIM card

There are three sizes of SIM cards:

- The largest standard SIM
- The medium Micro SIM
- The small Nano SIM



Bouygues Telecom always gives you the biggest SIM card
But I can adjust my SIM card by removing the outer frame

To adjust my SIM card to my telephone I open my telephone

I check the size of the SIM card:

If my SIM card is the standard size
I only remove the **big outer frame**
There should still be two plastic frames

If my SIM card is the Micro SIM size
I remove the **two outer frames**
There should still be one plastic frame

If my SIM card is the Nano SIM size
I remove all three frames



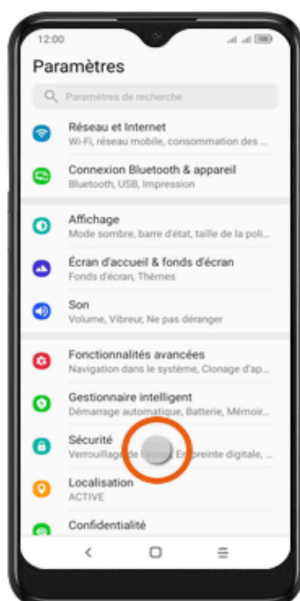
Warning: I must never throw my SIM card away
My SIM card contains important information

Activating my telephone plan

To activate my plan I need:

- My postal address, i.e. where I live
- My email address, which is my Internet address
If I do not have one, I use the form **'Setting up an email'**
- My RIB (bank identity statement)
If I do not have one, I use the form **'Opening a bank account'**
- My SIM card number. This is the number above the bar code on the back of my SIM card

*Numéro de carte SIM
à 13 chiffres*



I put my SIM card into my telephone

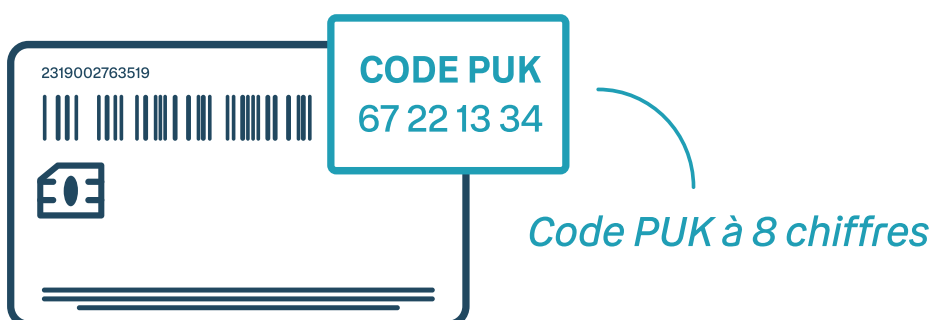
My telephone will ask me for the PIN code
In new telephones, this is always 0000

I can change the PIN code of my telephone
I go into the 'Settings' menu on my telephone



If I tap in the wrong PIN code three times
My SIM card will be blocked

To unblock my SIM card
I need to tap in the PUK code
The PUK code is on the back of my SIM card



The PUK code is always the same
I can not change it
I need to make sure that I always keep the PUK code safe